


Roundstone Connemara Pony Show - Online Entry Instructions

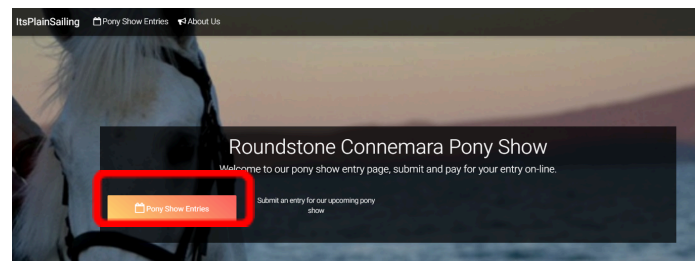
Pony show entries have gone online. It's almost as easy as liking a Facebook post or viewing an online pony sale. No handling of cash for you or us as well as a saving on postage costs. **Online entries only cost €10**, payments are processed using Stripe which is a fully approved payment processing platform.

- Go to <http://www.roundstoneponyshow.com>
- Select **Entry Forms**
- Under **July - Pony, Cattle, Sheep & Dog Show**, select **July Pony Show Entry** (this loads our ItsPlainSailing entry portal)
- OR** use QR Code to go directly to the entry form:



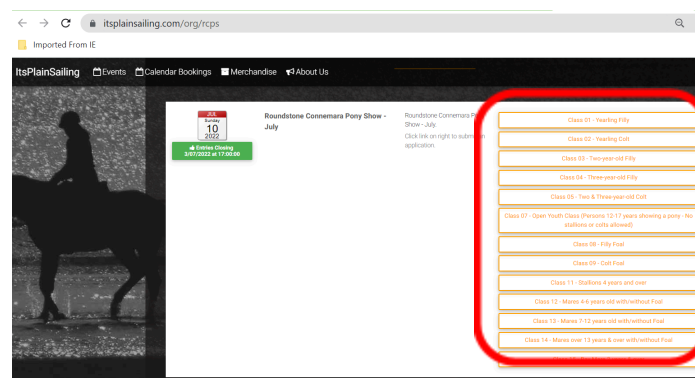
- Select **Pony Show Entries**, this will display our class listing

- Class 01 - Yearling Filly
- Class 02 - Yearling Colt
- Class 03 - Two-year-old
- Class 04 - Three-year-old
- Class 05 - Two & Three-year-old Colt
- Class 06 - Junior Championship
- Class 07 - Mini Young Handler Class (shown by a child of 11 years and under, accompanied by an adult, open to any size/type of pony)
- Class 08 - Open Youth Class (Persons 12-17 years showing a pony - No stallions or colts allowed)
- Class 09 - Brood Mare with/without Foal at foot
- Class 10 - Filly Foal
- Class 11 - Colt Foal
- Class 12 - Champion Foal
- Class 13 - Stallions 4 years and over
- Class 14 - Mares 4-6 years old with/without Foal
- Class 15 - Mares 7-12 years old with/without Foal
- Class 16 - Mares over 13 years & over with/without Foal
- Class 17 - Bay Mare 2 years & over
- Class 18 - Championship



- Click the class you wish to enter and complete each of the required fields:

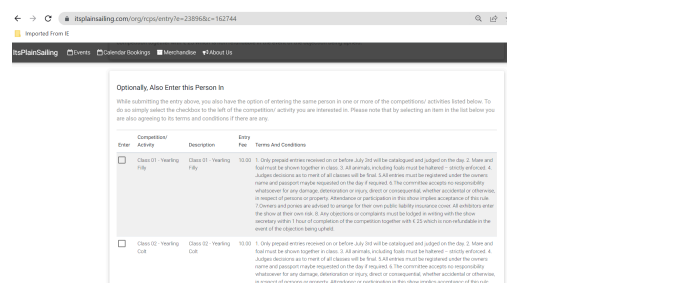
First Name	Last Name
Contact Email	Phone Number
Address	Equine Premises No
Pony Name	Age of Pony
Reg No	Breeder
Sire	Dam



- Review the terms and conditions and click the checkbox to confirm you agree**

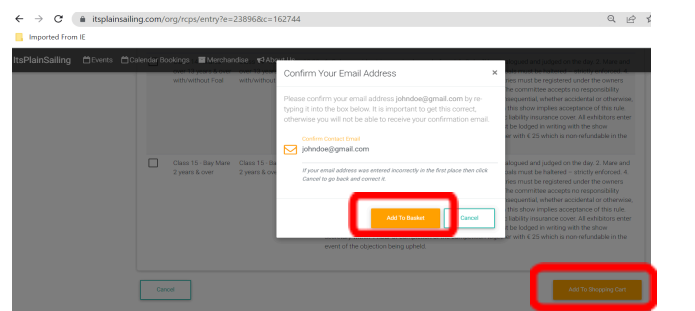
- If you wish to enter the Pony in any additional classes you can choose them at this point by clicking the **Enter** checkbox

Online entries only cost €10, payments are processed using Stripe which is a fully approved payment processing platform



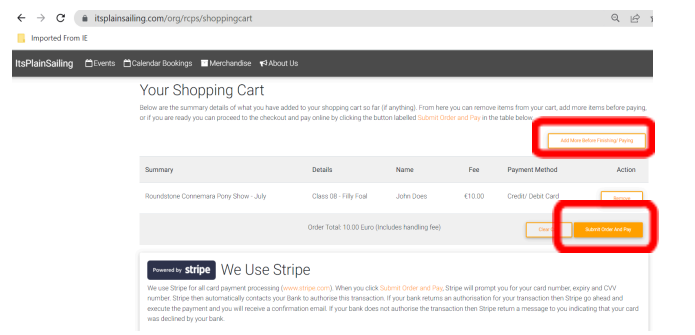
- Click **Add to Shopping Cart** and reconfirm your email address when prompted

- Click **Add to Basket**, your entry details will be displayed. Please review to ensure they are correct as updates will not be possible beyond this point.



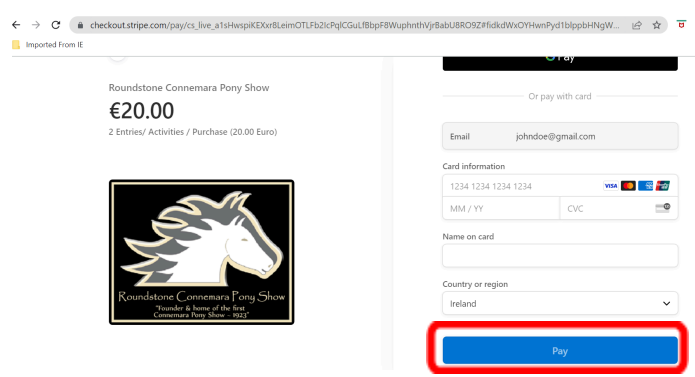
- Add additional entries by clicking **Add More Before Finishing/Paying**

- Click **Submit Order And Pay** to proceed to payment screen



- Complete your credit/debit card details and click **Pay**

- You will receive an order confirmation email once you have completed payment, if you do not complete the payment process you will not be entered.



Note: Cattle, Sheep and Dog Show Entry forms are available on the website and may be entered on the day