

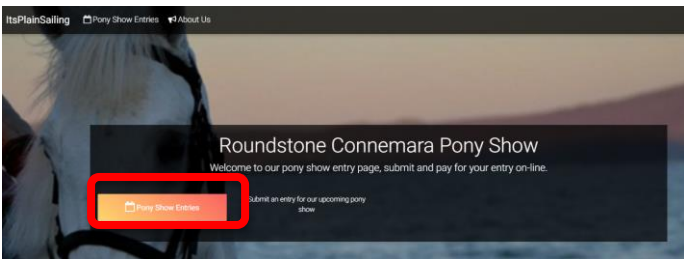
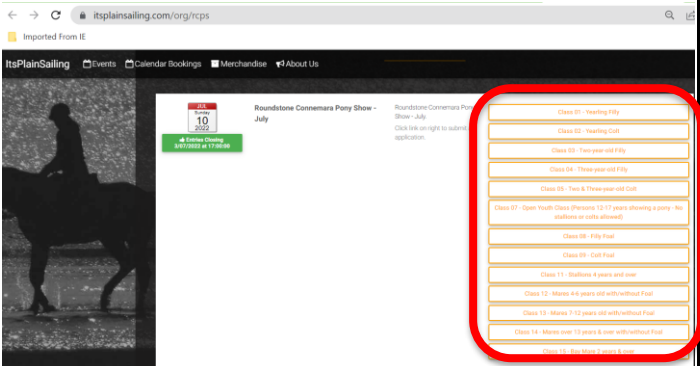
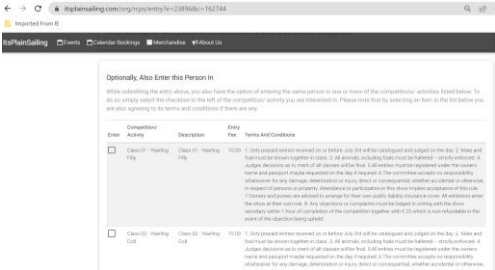
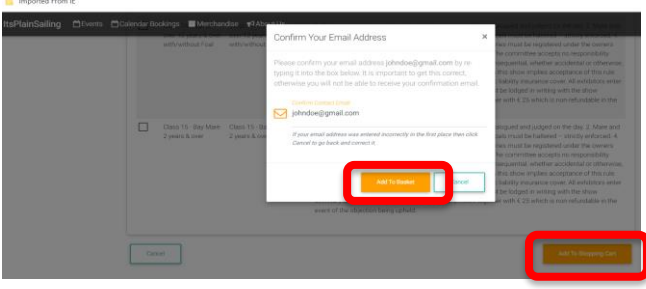
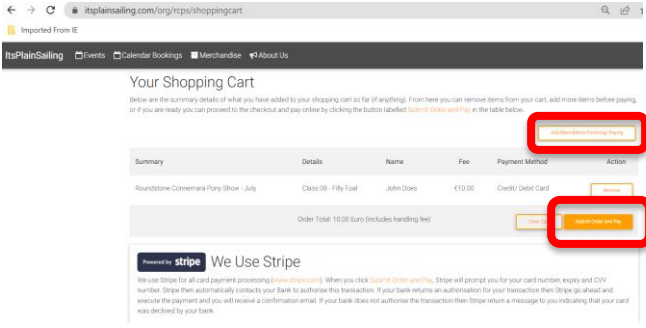
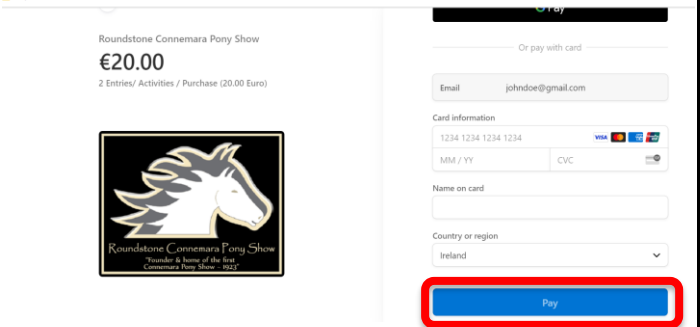


Roundstone Connemara Pony Show, July 9th, 2023 - How to enter a pony

Pony show entries have gone online. It's almost as easy as liking a Facebook post or viewing an online pony sale. No handling of cash for you or us as well as a saving on postage costs. **Online entries only cost €10**, payments are processed using Stripe which is a fully approved payment processing platform.

Entries close July 2nd, 5PM

| | | | | | | | | | | | | | |
|---|--|-----------|---------------|--------------|---------|--------------------|-----------|-------------|--------|---------|------|-----|--|
| <div>1. Go to http://www.roundstoneponyshow.com</div> <div>2. Select Entry Forms</div> <div>3. Under July - Pony, Cattle, Sheep & Dog Show, select July Pony Show Entry (this loads our ItsPlainSailing entry portal)</div> <div>4. OR use QR Code to go directly to the entry form:</div> <div></div> |  | | | | | | | | | | | | |
| <div>5. Select Pony Show Entries, this will display our class listing</div> <div>Class 01 - Yearling Filly Class 02 - Yearling Colt Class 03 - Two-year-old Class 04 - Three-year-old Class 05 - Two & Three-year-old Colt Class 06 - Junior Championship Class 07 - Open Youth Class (Persons 12-17 years showing a pony - No stallions or colts allowed) Class 08 - Filly Foal Class 09 - Colt Foal Class 10 - Champion Foal Class 11 - Stallions 4 years and over Class 12 - Mares 4-6 years old with/without Foal Class 13 - Mares 7-12 years old with/without Foal Class 14 - Mares over 13 years & over with/without Foal Class 15 - Bay Mare 2 years & over Class 16 - Championship</div> |  | | | | | | | | | | | | |
| <div>6. Click the class you wish to enter and complete each of the required fields:</div> <table><tr><td>First Name</td><td>Last Name</td></tr><tr><td>Contact Email</td><td>Phone Number</td></tr><tr><td>Address</td><td>Equine Premises No</td></tr><tr><td>Pony Name</td><td>Age of Pony</td></tr><tr><td>Reg No</td><td>Breeder</td></tr><tr><td>Sire</td><td>Dam</td></tr></table> | First Name | Last Name | Contact Email | Phone Number | Address | Equine Premises No | Pony Name | Age of Pony | Reg No | Breeder | Sire | Dam |  |
| First Name | Last Name | | | | | | | | | | | | |
| Contact Email | Phone Number | | | | | | | | | | | | |
| Address | Equine Premises No | | | | | | | | | | | | |
| Pony Name | Age of Pony | | | | | | | | | | | | |
| Reg No | Breeder | | | | | | | | | | | | |
| Sire | Dam | | | | | | | | | | | | |
| <div>7. Review the terms and conditions and click the checkbox to confirm you agree</div> | | | | | | | | | | | | | |
| <div>8. If you wish to enter the Pony in any additional classes you can choose them at this point by clicking the Enter checkbox</div> <div>Online entries only cost €10, payments are processed using Stripe which is a fully approved payment processing platform</div> |  | | | | | | | | | | | | |
| <div>9. Click Add to Shopping Cart and reconfirm your email address when prompted</div> <div>10. Click Add to Basket, your entry details will be displayed. Please review to ensure they are correct as updates will not be possible beyond this point.</div> |  | | | | | | | | | | | | |
| <div>11. Add additional entries by clicking Add More Before Finishing/Paying</div> <div>12. Click Submit Order And Pay to proceed to payment screen</div> |  | | | | | | | | | | | | |
| <div>13. Complete your credit/debit card details and click Pay</div> <div>14. You will receive an order confirmation email once you have completed payment, if you do not complete the payment process you will not be entered.</div> |  | | | | | | | | | | | | |

Note: Cattle, Sheep and Dog Show Entry forms are available on the website and may be entered on the day